

Long-term Efficacy and Safety of Oral Deucricitibant, a Bradykinin B2 Receptor Antagonist, in Treatment of Hereditary Angioedema Attacks: Results of the RAPIDe-2 Extension Study

Marcus Maurer*, Emel Aygören-Pürsün, Laurence Bouillet, Hugo Chapdelaine, Henriette Farkas, Delphine Gobert, Roman Hakl, Ramon Leonart, Avner Reshef, Giuseppe Spadaro, Maria Staevska, Marcin Stobiecki, Justin Sun, Li Zhu, Ming Yu, Giorgio Giannattasio, Peng Lu, **Anna Valerieva**

*ACARE Global Angioedema Forum 2024
Copenhagen, Denmark; 4 – 5 October 2024*

Conflicts of interest disclosure

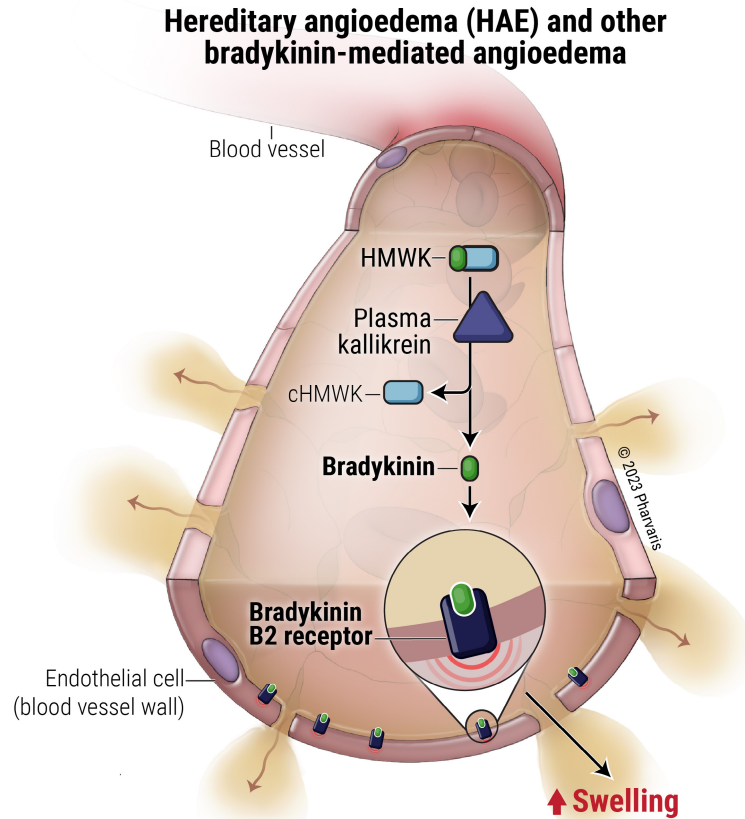
Grants/research support, honoraria or consultation fees, sponsored speaker bureau

M.M.: Adverum, Attune, BioCryst, CSL Behring, KalVista, Pharming, Pharvaris, Takeda; **A.V.:** AstraZeneca, Berlin-Chemie/Menarini Group, CSL Behring, KalVista, Novartis, Pharming, Pharvaris, Sobi, Takeda; **L.B.:** BioCryst, Blueprint, CSL Behring, Novartis, Takeda; **H.C.:** AstraZeneca (Alexion), CSL Behring, KalVista, Merck, Novartis, Pharming, Pharvaris, Roche, Sanofi, Sobi, Takeda; **H.F.:** BioCryst, CSL Behring, Intellia, KalVista, ONO Pharmaceutical, Pharming, Pharvaris, Takeda; **D.G.:** Pharming, Takeda; **R.H.:** BioCryst, CSL Behring, KalVista, Pharming, Pharvaris, Takeda; **R.L.:** BioCryst, CSL Behring, Ionis, KalVista, Novartis, Pharming, Pharvaris, Takeda; **A.R.:** BioCryst, CSL Behring, Pharming, Pharvaris, Stallergens, Takeda, Teva; **G.S.:** Pharvaris, Takeda; **M.Sta.:** none; **M.Sto.:** BioCryst, CSL Behring, KalVista, Pharming, Takeda; **J.S., L.Z., M.Y., G.G.:** employees of Pharvaris, hold stocks in Pharvaris; **P.L.:** employee of Pharvaris, holds stocks/stock options in Pharvaris; **E.A.-P.:** Astria, BioCryst, BioMarin, CSL Behring, Intellia, KalVista, Pharming, Pharvaris, Takeda.

RAPIDe-2 is a Pharvaris-sponsored clinical trial. ClinicalTrials.gov identifier: NCT05396105.

Acknowledgments: Medical writing services were provided by Scott Salsman, Ph.D. of Two Labs Pharma Services.

Hereditary angioedema (HAE) is a bradykinin-mediated condition with unmet medical needs

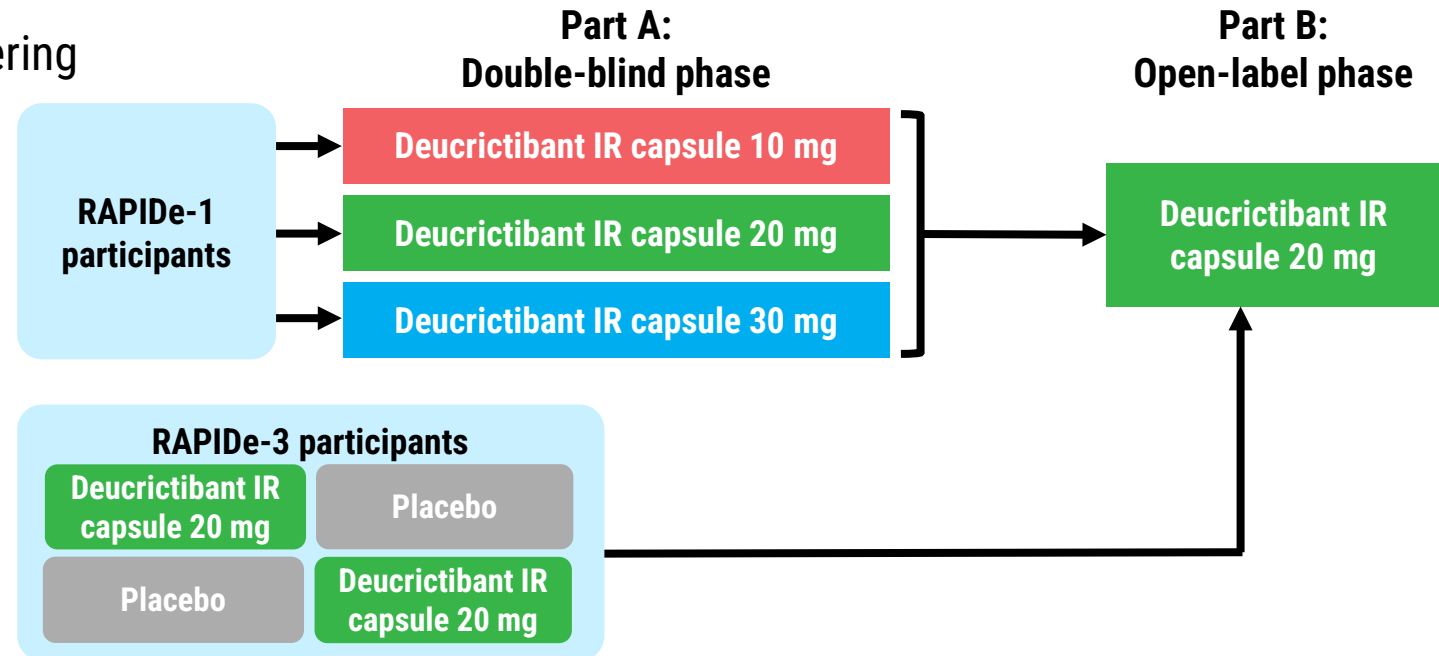


- International guidelines recommend that HAE attacks are **treated as early as possible**¹⁻³
- Burden associated with **parenteral administration** of currently approved on-demand medications⁴⁻⁸ leads to treatment of a number of HAE attacks being **delayed or forgone**⁹⁻¹³
- An unmet need exists for **on-demand oral** therapies that are effective and well tolerated and may reduce the treatment burden thus enabling prompt administration¹³

cHMWK, cleaved HMWK; HMWK, high-molecular-weight kininogen. 1. Betschel S, et al. *Allergy Asthma Clin Immunol*. 2019;15:72. 2. Busse PJ, et al. *J Allergy Clin Immunol Pract*. 2021;9:132-50. 3. Maurer M. et al. *Allergy*. 2022;77:1961-90. 4. Berinert®. Package insert. Accessed September 19, 2024. <https://labeling.cslbehring.com/pi/us/berinert/en/berinert-prescribing-information.pdf>; 5. Cinryze®. Summary of product characteristics. Accessed September 19. https://www.ema.europa.eu/en/documents/product-information/cinryze-epar-product-information_en.pdf; 6. Firazyr®. Package insert. Accessed September 19, 2024. https://www.shirecontent.com/PI/PDFs/Firazyr_USA_ENG.pdf; 7. Kalbitor®. Package insert. Accessed September 19, 2024. https://www.shirecontent.com/PI/PDFs/Kalbitor_USA_ENG.pdf; 8. Ruconest®. Package insert. Accessed September 19, 2024. https://www.ruconest.com/wp-content/uploads/Ruconest_PL_Apr2020.pdf; 9. Burnette A, et al. Presented at: AAAAI; February 24–27, 2023; San Antonio, TX, USA. 10. Tuong LA, et al. *Allergy Asthma Proc* 2014;35:250-4. 11. Center for Biologics Evaluation and Research. The voice of the patient–Hereditary angioedema. US Food and Drug Administration. Accessed September 19, 2024. <https://www.fda.gov/media/113509/download>; 12. Radojicic C, et al. Presented at: AAAAI; February 24–27, 2023; San Antonio, TX, USA. 13. Mendevil J, et al. Presented at: ACAAI; November 9–13, 2023; Anaheim, CA, USA.

RAPIDe-2 objectives and study design

- RAPIDe-2¹ is an ongoing, two-part, Phase 2/3 extension study evaluating long-term safety and efficacy of orally administered deucricitibant IR capsule for the treatment of HAE attacks.
 - Part A enrolls adult (≥18 years) participants who completed RAPIDe-1.
 - In Part A, participants continue self-administering the same double-blinded dose of deucricitibant IR capsule (10 mg, 20 mg, or 30 mg) received in RAPIDe-1 to treat qualifying non-laryngeal attacks (≥1 symptom with Visual Analogue Scale score ≥30), and laryngeal attacks presenting without breathing difficulties.
 - This presentation reports the data from the RAPIDe-2 Part A combined-dose group at the date of cutoff.



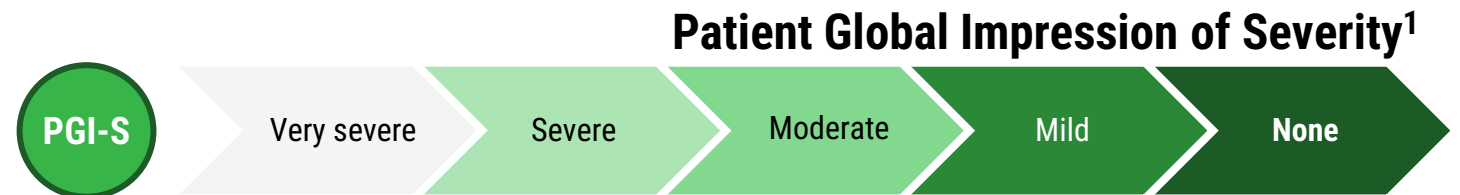
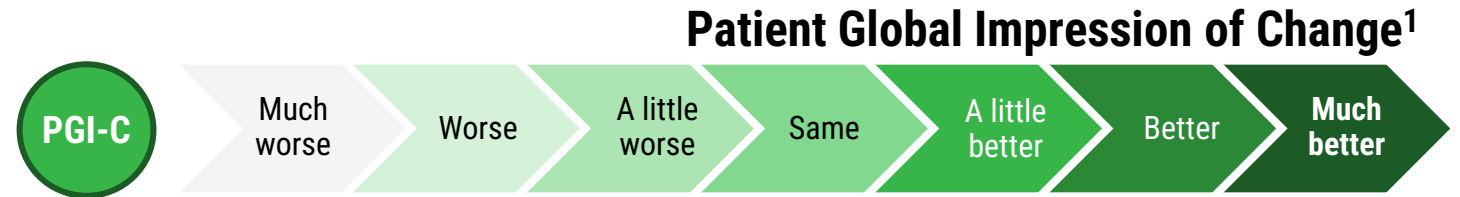
Study endpoints

- **Primary endpoint:** Safety, including TEAEs, clinical laboratory tests, vital signs, and ECG findings.
- **Efficacy:** Assessed using PRO tools.
- **Key efficacy endpoints:**

- **Time to onset of symptom relief:**
PGI-C rating of at least “a little better” for 2 consecutive timepoints by 12 hours post-treatment.

- **Time to reduction in attack severity:**
≥1-level reduction in PGI-S from pre-treatment for 2 consecutive timepoints by 12 hours post-treatment.

- **Proportion of attacks achieving complete attack resolution:**
PGI-S rating of “none” at 24 hours post-treatment.



Baseline characteristics

- 265 attacks from 17 participants included in the mITT efficacy analysis set (data cutoff: 01 March 2024).^a
- 337 attacks from 19 participants included in the safety analysis set (data cutoff: 10 June 2024).^b
 - 7 of 337 attacks were laryngeal.
- Baseline characteristics consistent with the RAPIDe-1 Phase 2 trial.

	Deucricitbant IR capsule (combined dose group)
Number of attacks treated^c	337
Number of participants^c	19
Age in years, mean (SD)	42.7 (17.6)
Sex: Male/female, n (%)	7 (36.8) / 12 (63.2)
Race: White/other	18 / 1
BMI, mean (SD)	27.0 (3.8)
Years since HAE diagnosis, mean (SD)	21.7 (15.2)
HAE type, n (%)	
HAE-1	17 (89.5)
HAE-2	2 (10.5)

BMI, body mass index; HAE, hereditary angioedema; IR, immediate-release; mITT, modified intention-to-treat; PGI-C, Patient Global Impression of Change; SD, standard deviation. ^aAll participants who had ≥1 attack treated with deucricitbant and non-missing PGI-C results from ≥1 post-treatment timepoint. ^bAll participants who received any dose of deucricitbant in the study. ^cNumber by the cutoff date of 10 June 2024.

Deucricitibant was well tolerated across all doses

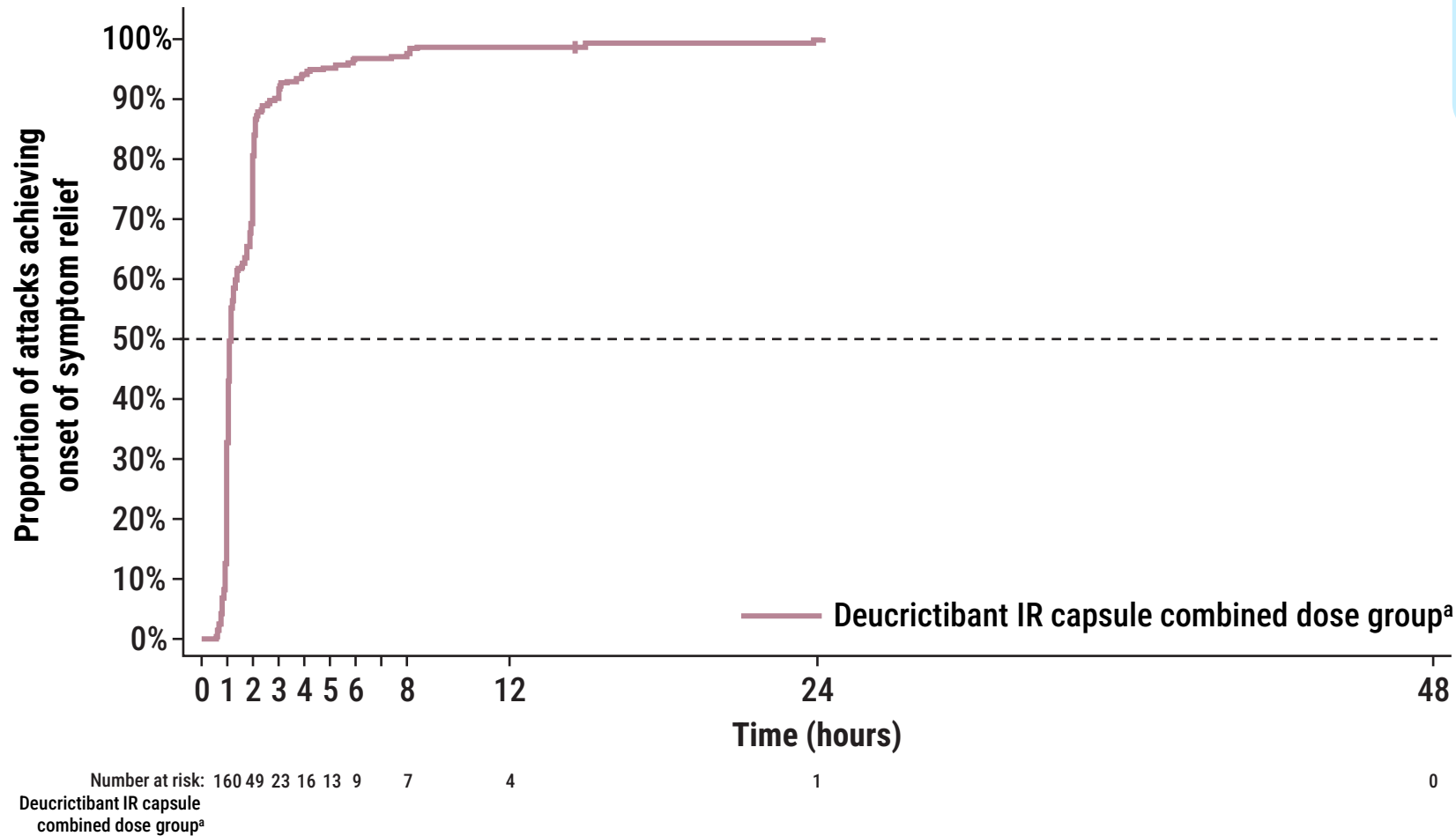
- No treatment-related TEAEs.
- No treatment-related serious or severe TEAEs, no treatment-related TEAEs in laboratory parameters, vital signs, or ECG findings.
- No TEAEs leading to treatment discontinuation, study withdrawal, or death.

TEAEs within 5 days after administration of study drug

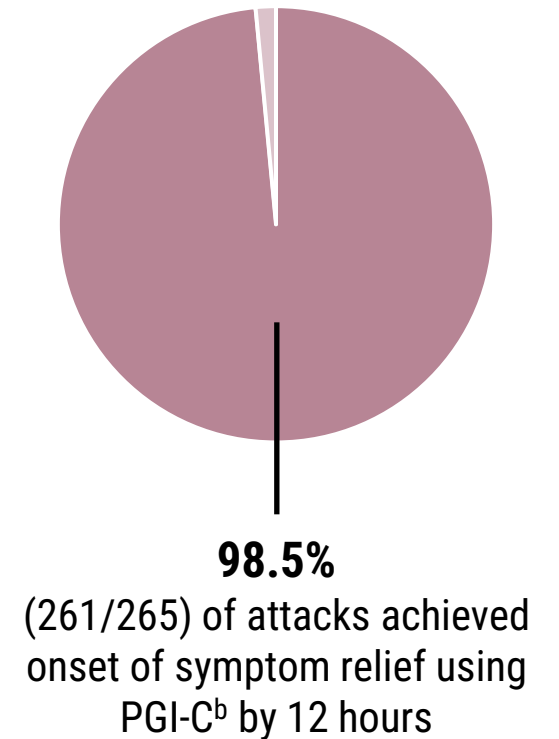
Adverse events	Deucricitibant IR capsule (combined dose group)
Number of attacks treated ^a	337
Number of participants ^a	19
Attacks with any TEAE, n (%)	13 (3.9)
Treatment-related TEAEs, n	0
Serious TEAEs, n	1 ^b
Treatment-related serious TEAEs, n	0
TEAEs leading to study drug discontinuation, study withdrawal, or death, n	0

ECG, electrocardiogram; IR, immediate-release; TEAE, treatment-emergent adverse event (defined as adverse event occurring during time window from first study drug administration). ^aNumber in the safety analysis set (data cutoff: 10 June 2024). ^bTooth caries unrelated to treatment.

1.1 hours median time to onset of symptom relief using PGI-C



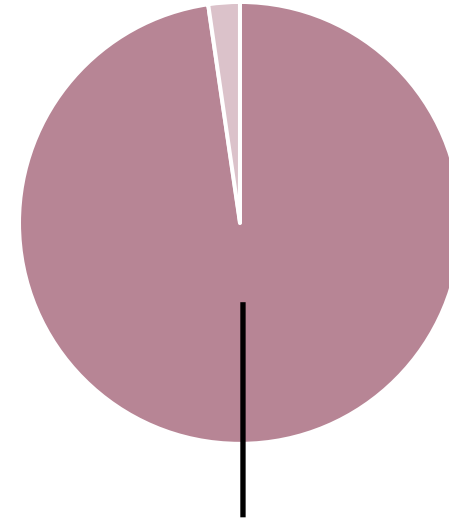
1.1 hours (95% CI, 1.0, 1.2)
median time to onset of symptom relief
using PGI-C^b



IR, immediate-release; PGI-C, Patient Global Impression of Change. ^aIncludes 10 mg, 20 mg, and 30 mg dose groups. ^bPGI-C rating of at least "a little better" for 2 consecutive timepoints by 12 hours post-treatment.

97.7% of attacks achieved reduction in attack severity using PGI-S by 12 hours

2.6 hours (95% CI, 2.0, 2.9)
median time to reduction in attack severity
using PGI-S^a

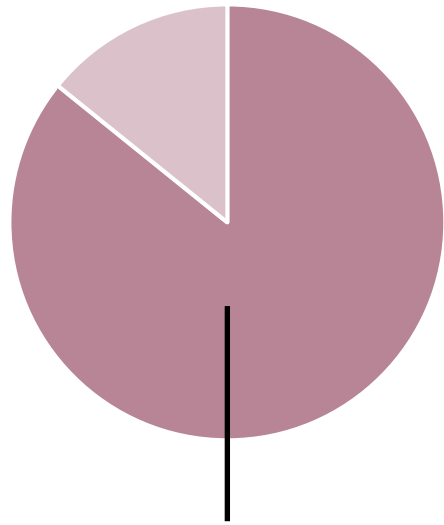


97.7%
(255/261^b) of attacks achieved reduction in
attack severity using PGI-S^a by 12 hours

85.8% of attacks achieved complete attack resolution by 24 hours with a median time of 11.5 hours

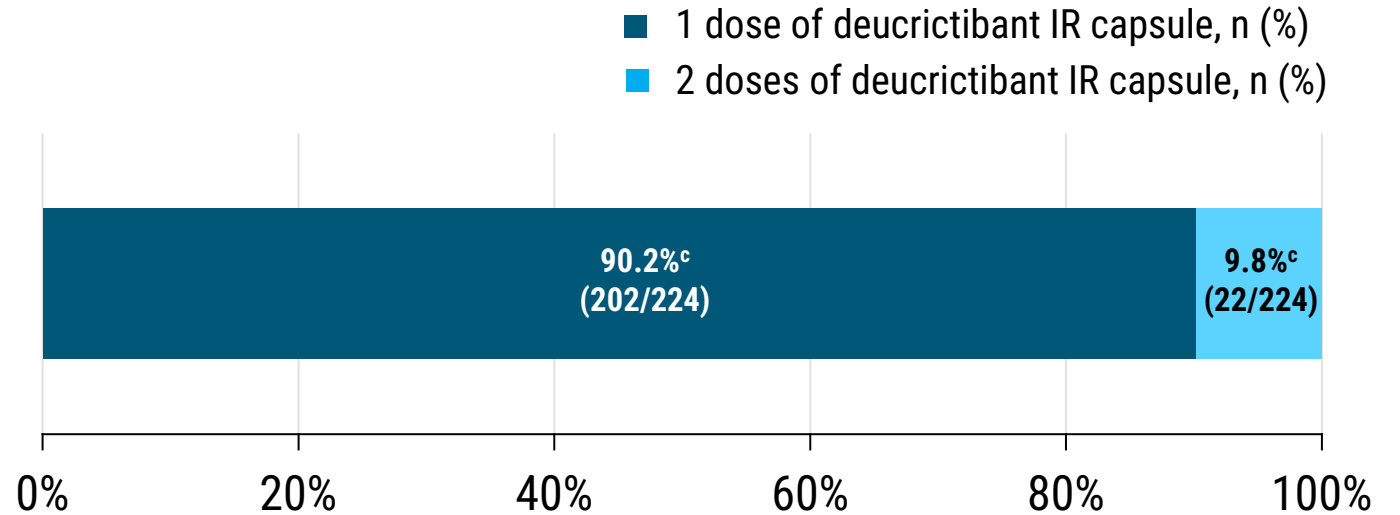
11.5 hours (95% CI, 11.0, 13.0)
median time to complete attack resolution using PGI-S^a

90.2% (202/224) of attacks achieved this milestone with a single dose of deucricitbant IR capsule.



85.8%
(224/261^b) of attacks achieved complete attack resolution using PGI-S^a by 24 hours

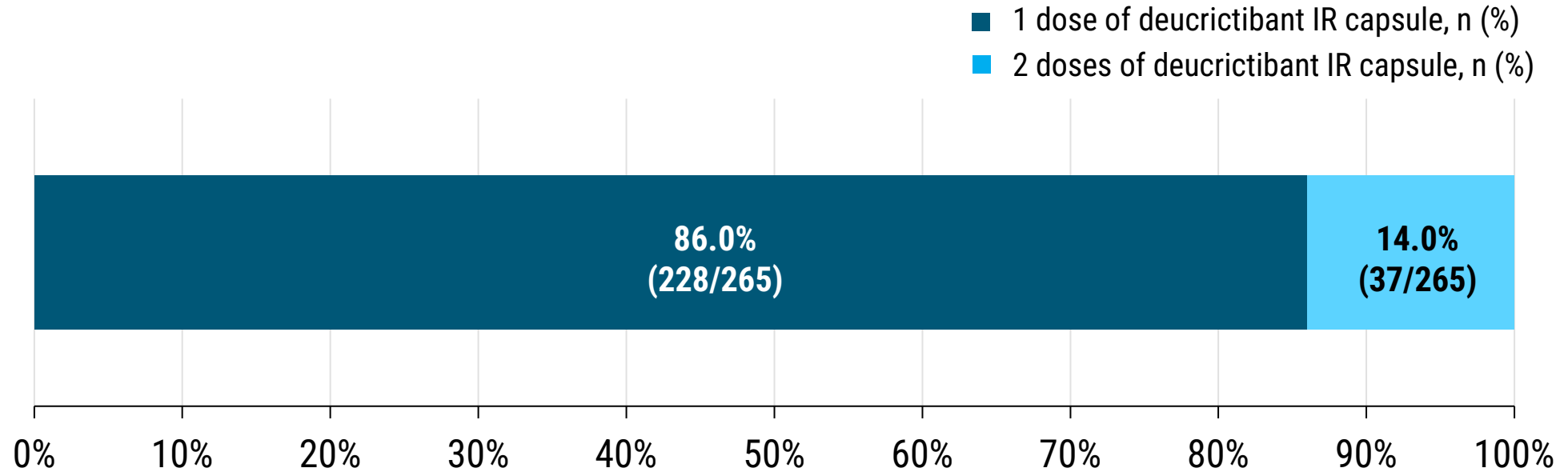
Attacks treated with 1 or 2 doses of deucricitbant prior to achieving complete attack resolution



CI, confidence interval; IR, immediate-release; PGI-S, Patient Global Impression of Severity. ^aPGI-S rating of "none" at 24 hours post-treatment. ^b261 attacks have non-missing pre-treatment PGI-S. ^cPercentage of 224 attacks achieving complete attack resolution using PGI-S by 24 hours.

Overall, 86.0% of attacks were treated with a single dose of deucricitibant

Attacks treated with 1 or 2 doses of deucricitibant



Conclusions

- In the current analysis of the ongoing RAPIDe-2 Phase 2/3 extension study, deucricitibant IR capsule was well tolerated for all studied doses with no safety signals observed.
- Efficacy analysis showed:
 - 1.1 hours median time to onset of symptom relief using PGI-C – 98.5% of attacks by 12 hours.
 - 2.6 hours median time to reduction in attack severity using PGI-S – 97.7% of attacks by 12 hours.
 - 11.5 hours median time to complete attack resolution using PGI-S – 85.8% of attacks by 24 hours.
 - 86.0% of attacks were treated with a single dose of deucricitibant IR capsule.
- Results from the ongoing RAPIDe-2 extension are consistent with the Phase 2 RAPIDe-1 study and provide evidence on the long-term safety and efficacy of deucricitibant IR capsule for repeat treatment of HAE attacks.

The Authors and the Sponsor would like to thank all the people with HAE as well as all study site staff who participated in the RAPIDe-2 trial.