

# Efficacy and Safety of the Oral Bradykinin B2 Receptor Antagonist Deucricitbant Immediate-Release Capsule in Treatment of Hereditary Angioedema Attacks: RAPIDE-3 Phase 3 Trial Design

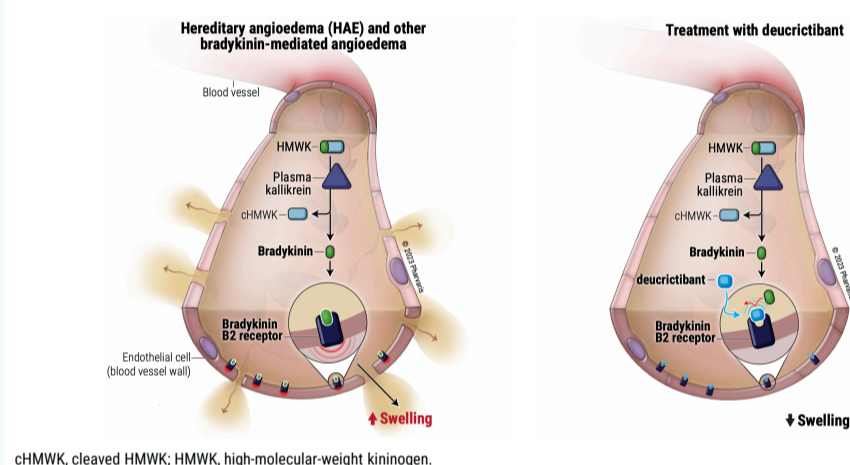
Anete S. Grumach<sup>1</sup>, John Anderson<sup>2</sup>, Mauro Cancian<sup>3</sup>, Danny M. Cohn<sup>4</sup>, Henriette Farkas<sup>5</sup>, Atsushi Fukunaga<sup>6</sup>, Michihiro Hide<sup>7</sup>, Constance H. Katelaris<sup>8</sup>, Philip H. Li<sup>9</sup>, William R. Lumry<sup>10</sup>, Markus Magerl<sup>11,12</sup>, Marc A. Riedl<sup>13</sup>, Ricardo D. Zwiener<sup>14</sup>, Ming Yu<sup>15</sup>, Rafael Crabbé<sup>16</sup>, Eivind Omli<sup>17</sup>, Li Zhu<sup>15</sup>, Joan Mendivil<sup>18</sup>, Peng Lu<sup>15</sup>, Marcus Maurer<sup>11,12</sup>

<sup>1</sup>Clinical Immunology, Centro Univ. FMABC, Sao Paulo, Brazil; <sup>2</sup>Clinical Research Center of Alabama, AllerVie Health Birmingham, AL, USA; <sup>3</sup>Dept. of Systems Medicine, Univ. Hospital of Padua, Padua, Italy; <sup>4</sup>Dept. of Vascular Medicine, Amsterdam Cardiovascular Sciences, Amsterdam UMC, Univ. of Amsterdam, Amsterdam, The Netherlands; <sup>5</sup>Dept. of Internal Medicine and Haematology, Hungarian Angioedema Center of Reference and Excellence, Semmelweis Univ., Budapest, Hungary; <sup>6</sup>Div. of Dermatology, Dept. of Internal Related, Kobe Univ. Graduate School of Medicine, Chuo-ku, Kobe, Japan and Dept. of Dermatology, Div. of Medicine for Function and Morphology of Sensory Organs, Faculty of Medicine, Osaka Medical and Pharmaceutical Univ., Takatsuki, Osaka 569-8686, Japan; <sup>7</sup>Dept. of Dermatology, Hiroshima Univ. and Hiroshima Citizens Hospital, Hiroshima, Japan; <sup>8</sup>Dept. of Medicine, Campbelltown Hospital and Western Sydney Univ., Sydney, New South Wales, Australia; <sup>9</sup>Div. of Rheumatology and Clinical Immunology, Dept. of Medicine, Queen Mary Hospital, Univ. of Hong Kong, Hong Kong; <sup>10</sup>Internal Medicine, Allergy Div., Univ. of Texas Health Science Center, Dallas, TX, USA; <sup>11</sup>Inst. of Allergology, Charité – Univ. Berlin, Corporate Member of Freie Universität Berlin and Humboldt – Univ. zu Berlin, Berlin, Germany; <sup>12</sup>Fraunhofer Inst. for Translational Medicine and Pharmacology ITMP, Immunology and Allergology, Berlin, Germany; <sup>13</sup>Div. of Allergy and Immunology, Univ. of California, San Diego, La Jolla, CA, USA; <sup>14</sup>Servicio de Alergia e Inmunología, Hospital Univ. Austral, Buenos Aires, Argentina; <sup>15</sup>Pharvaris Inc., Lexington, MA, USA; <sup>16</sup>RC Consultancy, Bassins, Switzerland; <sup>17</sup>Pharvaris Netherlands BV, Leiden, The Netherlands; <sup>18</sup>Pharvaris GmbH, Zug, Switzerland

## Rationale

- Hereditary angioedema (HAE) attacks are caused by excess bradykinin activating bradykinin B2 receptors (Figure 1).<sup>1</sup>
- Burden associated with parenteral administration of approved on-demand treatments (ODTs)<sup>2-6</sup> leads to treatment of many HAE attacks being delayed or forgone.<sup>6-10</sup> An unmet need exists for oral ODTs that are effective and well tolerated, which may reduce the treatment burden and allow for prompt treatment administration.<sup>6-10</sup>
- Deucricitbant is an orally administered, highly potent, specific antagonist of the bradykinin B2 receptor (Figure 1) under development for on-demand and prophylactic treatment of HAE attacks.<sup>11-13</sup>
- In the RAPIDE-1 Phase 2 trial, deucricitbant immediate-release (IR) capsule treatment resulted in rapid onset of action, symptom relief, and resolution of HAE attacks, in addition to a substantial reduction in use of rescue medication, and was well tolerated at all dose levels.<sup>11</sup>

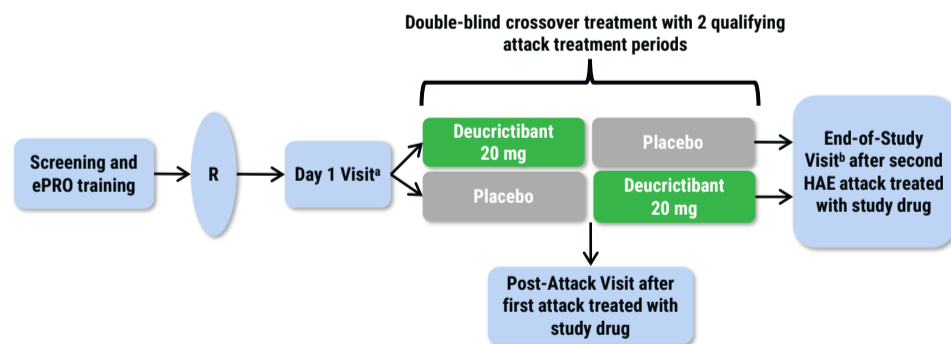
Figure 1. Deucricitbant mechanism of action



## Methods

- RAPIDE-3\*** is a planned Phase 3 randomized, double-blind, placebo-controlled, crossover trial of oral deucricitbant IR capsule for the ODT of HAE attacks (Figure 2).
  - Primary objective:** to evaluate the efficacy of deucricitbant IR capsule as an ODT compared with placebo on the onset of symptom relief during HAE attacks.
  - Secondary objectives:** to evaluate the efficacy of deucricitbant as an ODT compared with placebo on symptom relief and resolution of HAE attacks; to evaluate the safety and tolerability of deucricitbant compared with placebo; to assess the pharmacokinetics of deucricitbant in adolescent participants (≥12 to <18 years) in a non-attack state.
  - Exploratory objective:** to evaluate participants' health-related quality of life (HRQoL).

Figure 2. Study design



ePRO, electronic patient-reported outcome; HAE, hereditary angioedema; R, randomization. \*Adolescent participants receive a non-attack dose for pharmacokinetic sampling at Day 1 Visit prior to R. †Data from the End-of-Study Visit may be used to qualify the participant for an open-label extension study with deucricitbant.

- Eligible participants will be aged ≥12 to ≤75 years old, have been diagnosed with HAE type 1 or 2 (HAE-1/2), and have a history of ≥2 HAE attacks in the last 3 months before screening (Table 1).
- The study will include a proportion of participants on long-term prophylactic treatment for HAE.

Table 1. Key inclusion and exclusion criteria

Key inclusion criteria	Key exclusion criteria
<ul style="list-style-type: none"> <li>Aged ≥12 to ≤75 years</li> <li>Diagnosed with HAE-1/2</li> <li>History of ≥2 HAE attacks in the last 3 months before screening</li> <li>Experience using standard-of-care treatment to manage HAE attacks</li> <li>Participants using long-term prophylactic HAE treatment must be on a stable dose ≥6 months before and during the study</li> </ul>	<ul style="list-style-type: none"> <li>Pregnancy or breast-feeding</li> <li>Any comorbidity that would interfere with the participant's safety or ability to participate in the study</li> <li>Use of attenuated androgens for short-term prophylaxis ≤30 days prior to randomization</li> <li>Received prior HAE ODT with deucricitbant</li> <li>Participation in any other investigational drug study</li> </ul>

HAE, hereditary angioedema; ODT, on-demand treatment.

## Methods (continued)

- Randomization will be stratified according to age (≥12 to <18 years, ≥18 years) and use of long-term HAE prophylaxis (Yes/No).
- During the treatment phase, participants will self-administer double-blinded study drug (deucricitbant IR capsule 20 mg or placebo, in a crossover fashion) to treat 2 qualifying attacks (Figure 2).
- For qualified non-laryngeal attacks, a second dose of study drug is permitted ≥4 hours post-first dose if symptoms are persisting or progressing. If symptoms persist or progress at ≥1 hour post-second dose, HAE on-demand rescue medication can be administered.
- After participants self-administer study drug, they will have an on-site or remote Post-Attack Visit (first attack: ≥48 hours to ≤10 days) or on-site End-of-Study Visit (second attack: 10 ± 5 days) for evaluation of treatment-emergent adverse events (TEAEs) and concomitant medication use.

## Results (Anticipated Outcomes)

- Approximately 120 participants will be enrolled globally.
- The primary efficacy endpoint is patient-reported time to onset of symptom relief following treatment (Table 2).

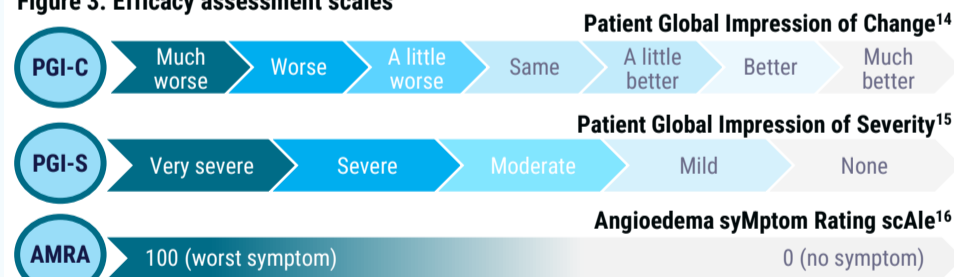
Table 2. Study endpoints

Primary endpoint	Select secondary endpoints
Time to onset of symptom relief, defined as PGI-C rating of at least "a little better" for 2 consecutive timepoints within 12 hours post-treatment	<ul style="list-style-type: none"> <li>Proportion of study drug-treated attacks achieving PGI-C rating of at least "a little better" at 4 hours post-treatment</li> <li>Time to substantial symptom relief by PGI-C within 12 hours post-treatment</li> <li>Time to substantial symptom relief by PGI-S within 12 hours post-treatment</li> <li>Time to complete symptom resolution by PGI-S within 48 hours post-treatment</li> <li>Time to EoP in attack symptoms within 12 hours by PGI-C</li> <li>Proportion of study drug-treated attacks requiring rescue medication within 24 hours post-treatment</li> <li>Proportion of attacks achieving symptom resolution by PGI-S with 1 dose of study drug at 24 hours post-treatment</li> <li>Time to substantial symptom relief by AMRA within 12 hours post-treatment</li> </ul>
Safety endpoints	<ul style="list-style-type: none"> <li>Incidence of TEAEs and serious TEAEs</li> <li>Change from baseline in clinical laboratory tests, vital signs, and ECG parameters</li> </ul>

AMRA, Angioedema symptom Rating scale; ECG, electrocardiography; EoP, end of progression; PGI-C, Patient Global Impression of Change; PGI-S, Patient Global Impression of Severity; TEAE, treatment-emergent adverse event.

- Patient-reported outcome (PRO) tools will be used to assess efficacy (Figure 3), with data collection at pre-specified timepoints ranging from the time at investigator-confirmed attack qualification to 48 (+6) hours post-dose and with the first post-dose measurement taken at 15 minutes.

Figure 3. Efficacy assessment scales



AMRA-3 assesses skin pain, skin swelling, and abdominal pain, as does AMRA-5, which additionally scores voice change and difficulty swallowing. Data to be collected at time of investigator-confirmed attack qualification and at 15 min, every 30 min from 30 min to 4 hr, every 1 hr from 5–11 hr, every 2 hr from 12–24 hr, 36 hr, and 48 (+6) hr post-dose.

- HRQoL will be evaluated as an exploratory endpoint.
  - Qualitative interviews will be conducted to determine participant experiences with HAE medications (including double-blinded study drug), treatment preferences, non-localized symptoms the participant typically experiences with HAE attacks (e.g., fatigue or anxiety), and impairment of daily activities, as well as HRQoL measured using the EQ-5D-5L questionnaire, ≥48 hours to ≤10 days following each of the 2 attacks treated with study drug.
- Participants who complete RAPIDE-3 can elect to continue deucricitbant IR capsule treatment in an open-label extension if inclusion and exclusion criteria are met.

## Conclusions

- RAPIDE-3 is a planned Phase 3 global study designed to evaluate the efficacy and safety of oral deucricitbant IR capsule for on-demand treatment of attacks in adolescent and adult patients with HAE.**

## References

- Busse PJ, et al. *N Engl J Med*. 2020;382:1136-48.
- Berinet® [package insert]. <https://labeling.cslbehring.com/pi/us/berinet/en/berinet-prescribing-information.pdf>. Accessed February 6, 2024.
- Firazy® [package insert]. [https://www.shirecontent.com/PI/PDFs/Kalbitor\\_USA\\_ENG.pdf](https://www.shirecontent.com/PI/PDFs/Kalbitor_USA_ENG.pdf). Accessed February 6, 2024.
- Kalbitor® [package insert]. [https://www.shirecontent.com/PI/PDFs/Kalbitor\\_USA\\_ENG.pdf](https://www.shirecontent.com/PI/PDFs/Kalbitor_USA_ENG.pdf). Accessed February 6, 2024.
- Ruconest® [package insert]. [https://www.ruconest.com/wp-content/uploads/Ruconest\\_PL\\_Apr2020.pdf](https://www.ruconest.com/wp-content/uploads/Ruconest_PL_Apr2020.pdf). Accessed February 6, 2024.
- Mendivil J, et al. Presented at AHA/ACC 2024, February 28 to March 3, 2024, San Diego, CA, USA.
- US Food and Drug Administration, Center for Biologics Evaluation and Research. The voice of the patient – hereditary angioedema. May 2018. <https://www.fda.gov/media/113509/download>. Accessed February 6, 2024.
- Betschel SD, et al. *J Allergy Clin Immunol Pract*. 2023;11:2315-23.
- Covella B, et al. *Future Pharmacol*. 2024;4:41-53.
- <https://clinicaltrials.gov/study/NCT04618211>. Accessed February 6, 2024.
- <https://www.clinicaltrials.gov/study/NCT05396105>. Accessed February 6, 2024.
- <https://www.clinicaltrials.gov/study/NCT05047185>. Accessed February 6, 2024.
- Guy W (ed). *ECDEU Assessment Manual for Psychopharmacology*. Rockville, MD: US Department of Health, Education, and Welfare, Public Health Service, Alcohol, Drug Abuse, and Mental Health Administration, 1976.
- Cohn DM, et al. *Clin Transl Allergy*. 2023;e12288.
- McMillan CV, et al. *Patient*. 2012;5:113-26.

This presentation includes data for an investigational product not yet approved by regulatory authorities.